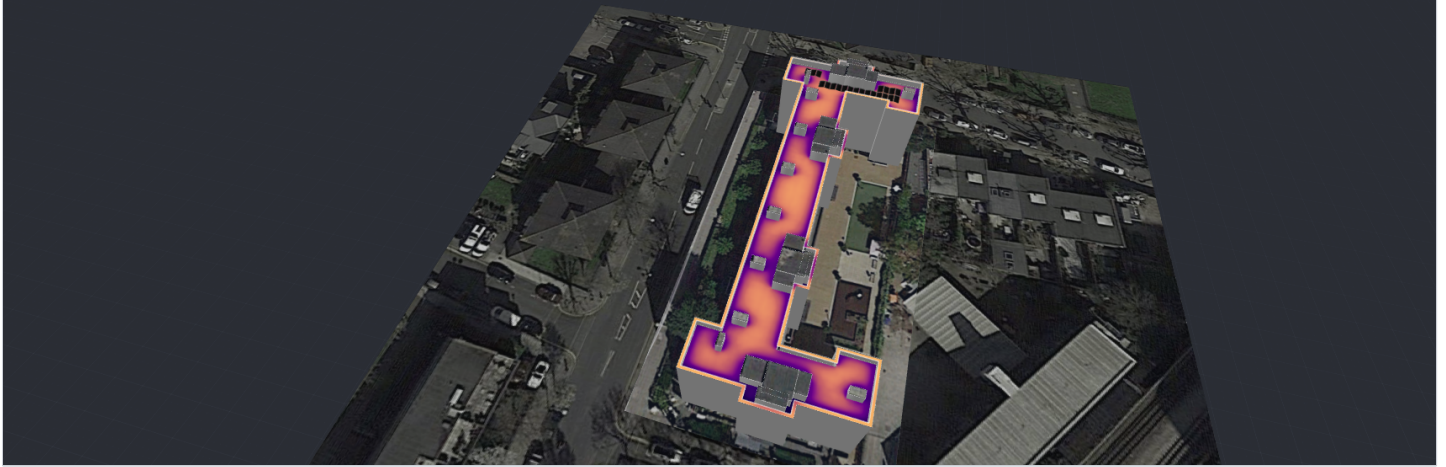


## BRAMLEY HOUSE ARRAY 1 (1-10)

Bramley Road, London, W10 6SX, United Kingdom | 5 Jan 2022



### SYSTEM OVERVIEW



21 PV modules



1 Inverters



21 Optimizers



1 Batteries

### SIMULATION RESULTS



Installed DC Power

8.40 kWp



Max Achieved AC Power

5.00 kW



Annual Energy Production

5.54 MWh



CO2 Emission Saved

1.29 t



Equivalent Trees Planted

59



Max Achieved DC Power

7.35 kW



DC/AC Oversizing

147 %



Max Active AC Power

5.00 kW



Performance Ratio

68 %



Performance Index

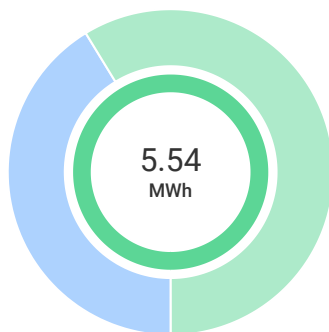
659 kWh/kWp

### SYSTEM PRODUCTION

Total Production - 100 %  
5.54 MWh

Self-consumption - 41 %  
2.28 MWh

Export - 59 %  
3.25 MWh

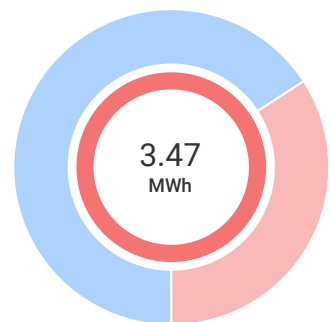


### CONSUMPTION

Total Consumption - 100 %  
3.47 MWh

Self-consumption - 66 %  
2.28 MWh  
1.12 MWh from batteries (32%)

Import - 34 %  
1.18 MWh

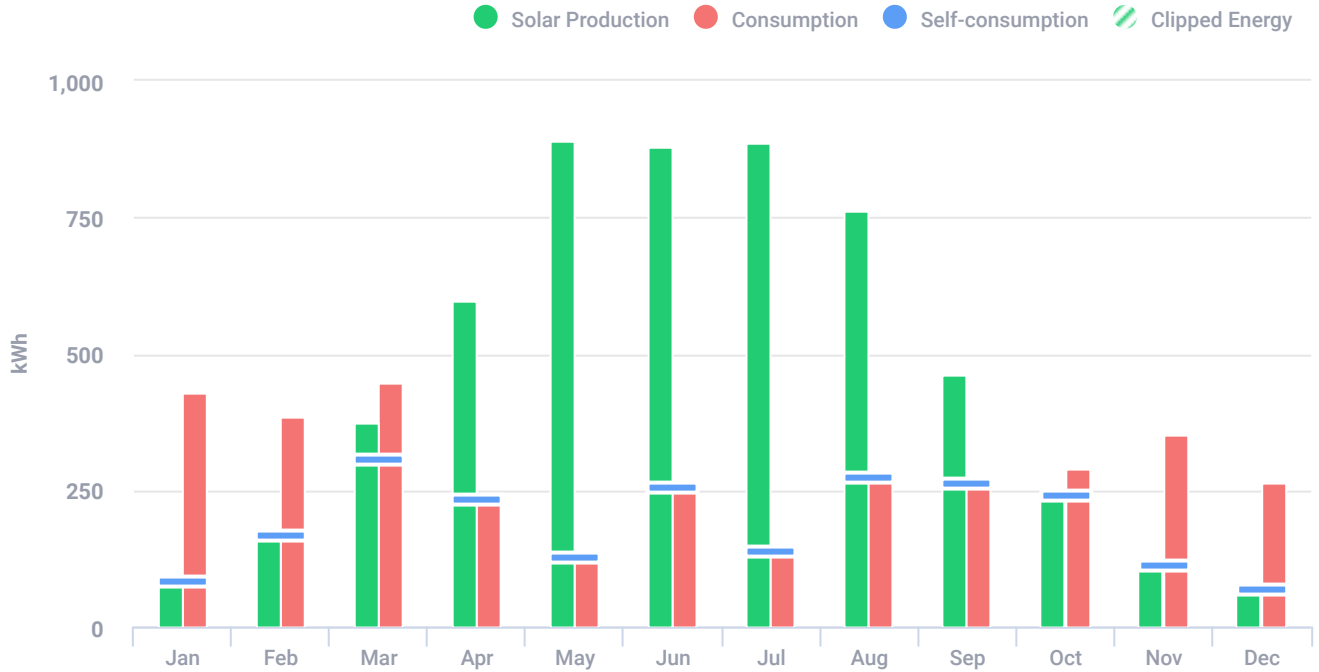


## BRAMLEY HOUSE ARRAY 1 (1-10)

Bramley Road, London, W10 6SX, United Kingdom | 5 Jan 2022



### ESTIMATED MONTHLY ENERGY



Total clipped energy: 0.16%

Month	Solar Production (kWh)	Consumption (kWh)	Self-consumption (kWh)	Clipped Energy (kWh)
Jan	85	427	85	-
Feb	168	384	168	-
Mar	373	448	308	-
Apr	597	236	235	1
May	891	127	127	1
Jun	878	256	256	1
Jul	887	141	141	3
Aug	763	276	276	3
Sep	463	268	265	-
Oct	246	289	240	-
Nov	114	353	114	-
Dec	69	264	69	-

### PV MODULES

# Module	Model	Peak power	Racking type	Orientation	Azimuth	Tilt
9	JinkoSolar Holding Co. Ltd., JKM400N-6RL3-B* (user-defined)	3.6 kWp			94°	10°

## BRAMLEY HOUSE ARRAY 1 (1-10)

Bramley Road, London, W10 6SX, United Kingdom | 5 Jan 2022



### PV MODULES (CONTINUED)

# Module	Model	Peak power	Racking type	Orientation	Azimuth	Tilt
2	JinkoSolar Holding Co. Ltd., JKM400N-6RL3-B* (user-defined)	0.8 kWp			94°	10°
9	JinkoSolar Holding Co. Ltd., JKM400N-6RL3-B* (user-defined)	3.6 kWp			274°	10°
1	JinkoSolar Holding Co. Ltd., JKM400N-6RL3-B* (user-defined)	0.4 kWp			274°	10°
<b>Total:</b>	21	8.4 kWp				

### BILL OF MATERIALS (BOM)

Items	Quantity
SE5000H	1
P401	21
SolarEdge Energy Bank 10kWh	1
JKM400N-6RL3-B*	21

### ELECTRICAL DESIGN

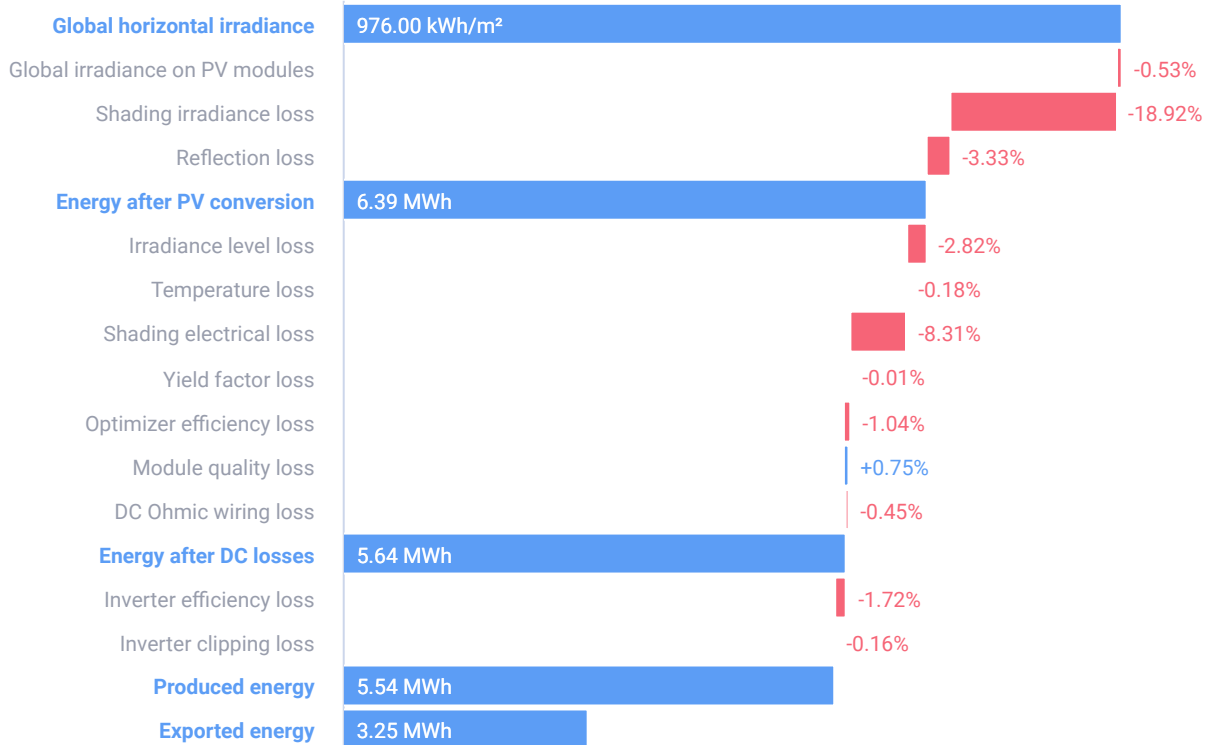
Inverters & Storage	Strings per inverter	Optimizers per string	PV modules per string
1 x SE5000H 7.35kW   147% 1 x SolarEdge Energy Bank 10kWh	∅ 1 x string	21 x P401	21

## BRAMLEY HOUSE ARRAY 1 (1-10)

Bramley Road, London, W10 6SX, United Kingdom | 5 Jan 2022



### SYSTEM LOSS DIAGRAM



### SIMULATION PARAMETERS



#### LOCATION & GRID

Time zone	GMT (London)
Weather station	Southwark (8.28 km away)
Station altitude	11 m
Station data source	Meteonorm 7.1
Grid	400V L-L, 230V L-N



#### LOSS FACTORS

Near shading	Enabled
Albedo	0.20
Soiling/Snow	0%
Incidence angle modifier (IAM), ASHRAE b0 param.	0.05
Thermal loss factor U <sub>c</sub> (const) Flush mount	20
Thermal loss factor U <sub>c</sub> (const) Tilted	29
LID loss factor	0%
System unavailability	0%